



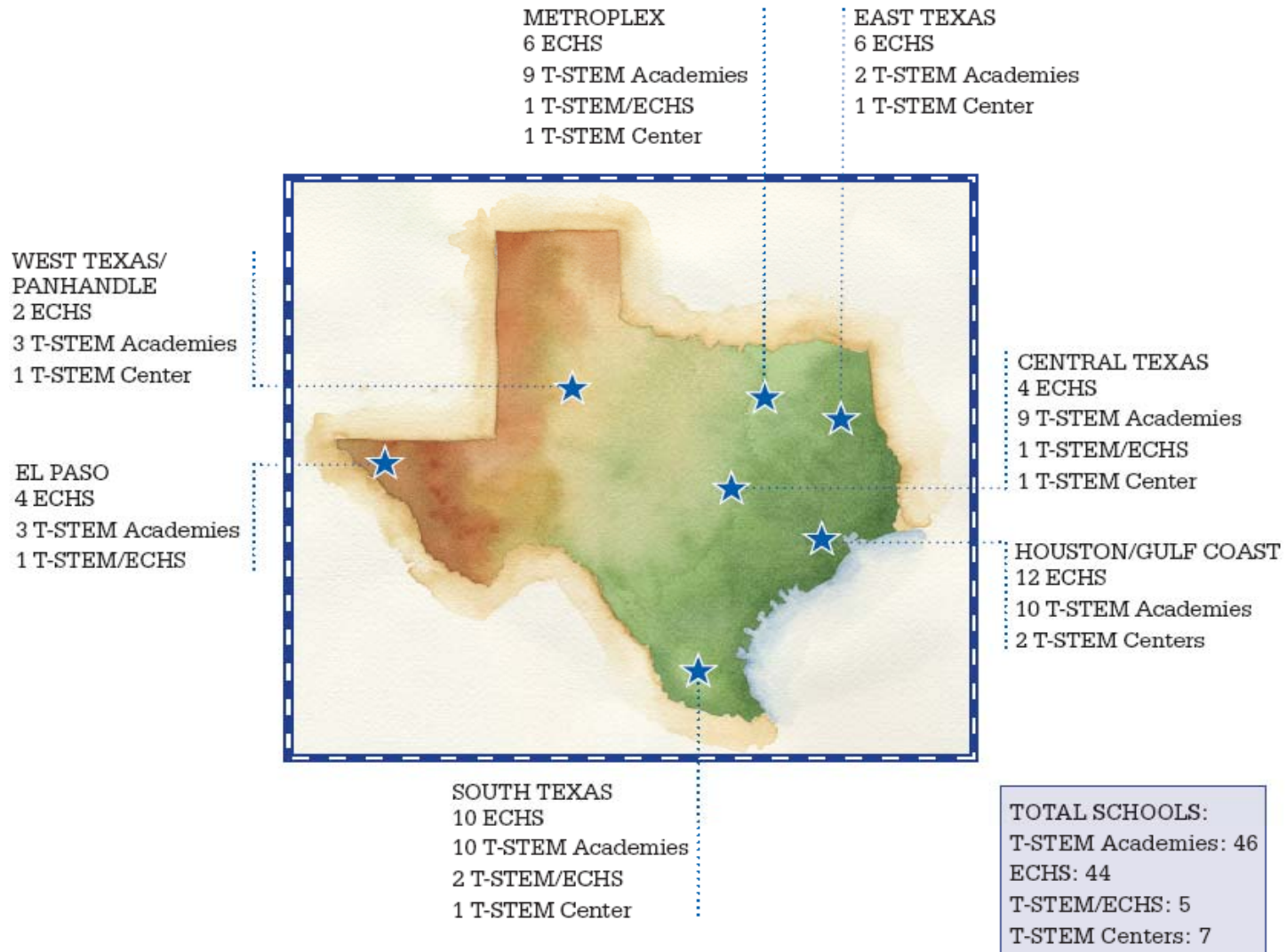
**Secondary Principals
LEAD Academy**

College Ready & College Connected
College Complete

Alma Garcia
Program Officer



THSP Portfolio Map



SRI independent evaluation findings

THSP focus

Low-income and
minority students

- THSP portfolio schools serve more **economically disadvantaged**, African-American, and Hispanic students compared to **average Texas high schools**

Academic
achievement

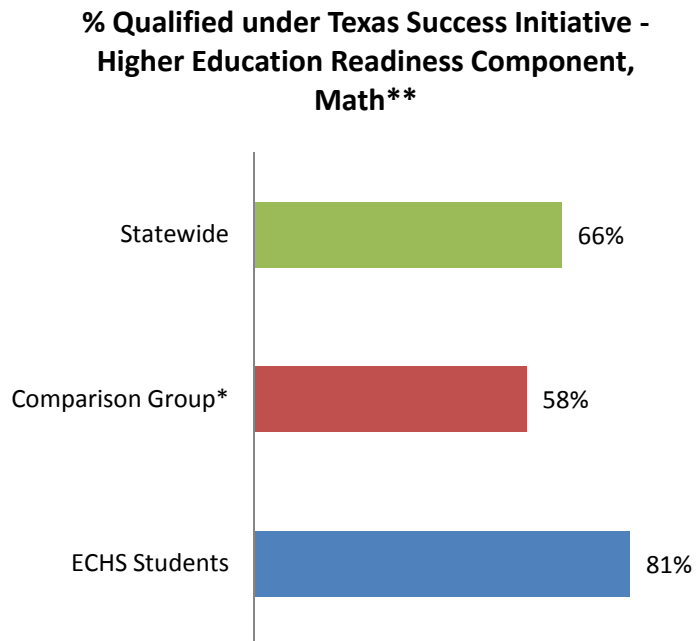
- Attending an Early College High School (ECHS) had **positive effects on TAKS performance** in almost all core subject areas
- ECHS students had **higher promotion to 10th grade** and **higher participation in 11th grade accelerated learning courses than peers**

Student
engagement

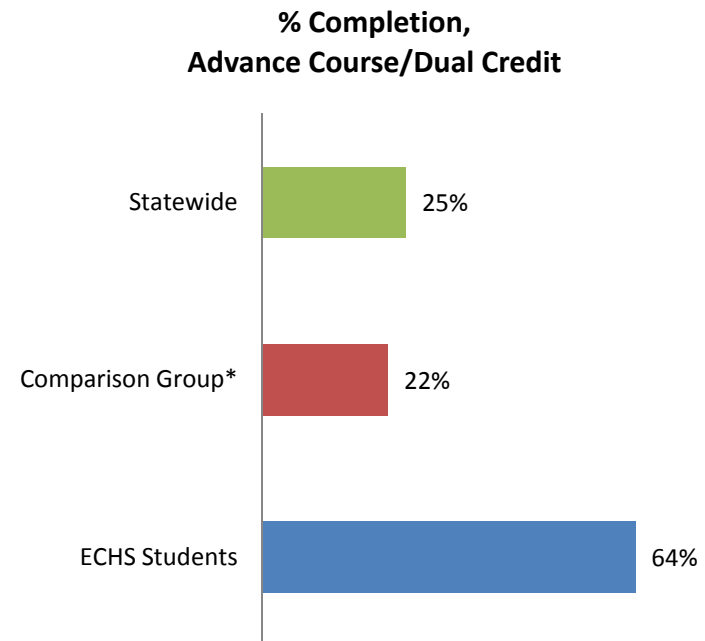
- ECHS 9th- 11th graders demonstrated **higher attendance** than comparison students
 - Qualitative data largely attributed higher attendance to **stronger academic culture** and **higher expectations** places on ECHS students than peer school students

ECHS program is increasing post-secondary preparation

ECHS campuses achieve **~23% higher TSI Math** qualification than peers



ECHS students achieving **~42% higher rate of Advanced Courses/Dual Credit** completion than peers



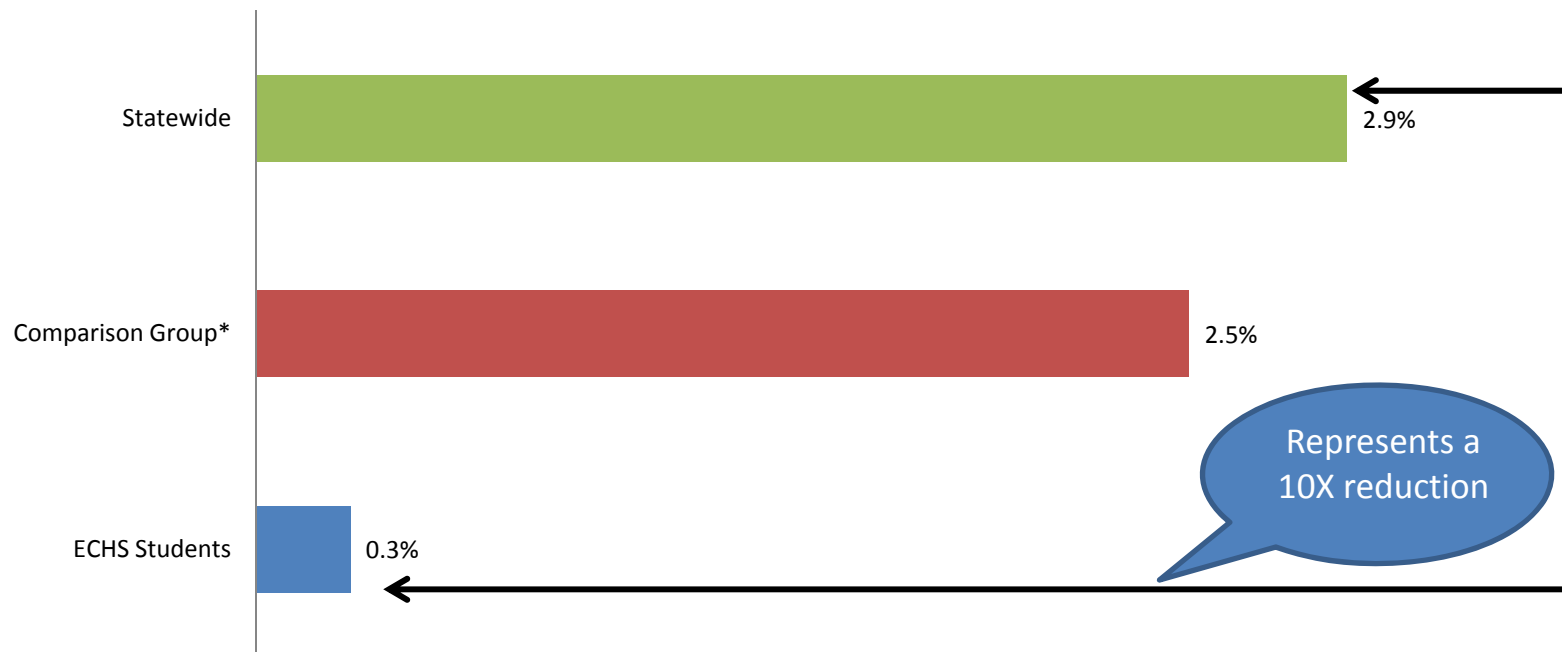
* Comparison group based on campuses matched by TEA. **Relationship also holds for reading.
Source: AEIS 2010.

Notes: Weighted average based on student count. THSP portfolio does not include SWS or schools with less than two years of continuous ECHS operation. TSI performance based on 11th grade exit-level TAKS. N= 13 campuses. % Complete is defined as the number of 9-12th grade students who completed at least 1 advanced course in 2008-09. N= 19 campuses.

ECCHS programs increase student engagement

Fewer ECCHS students drop out than their peers

% Drop Out



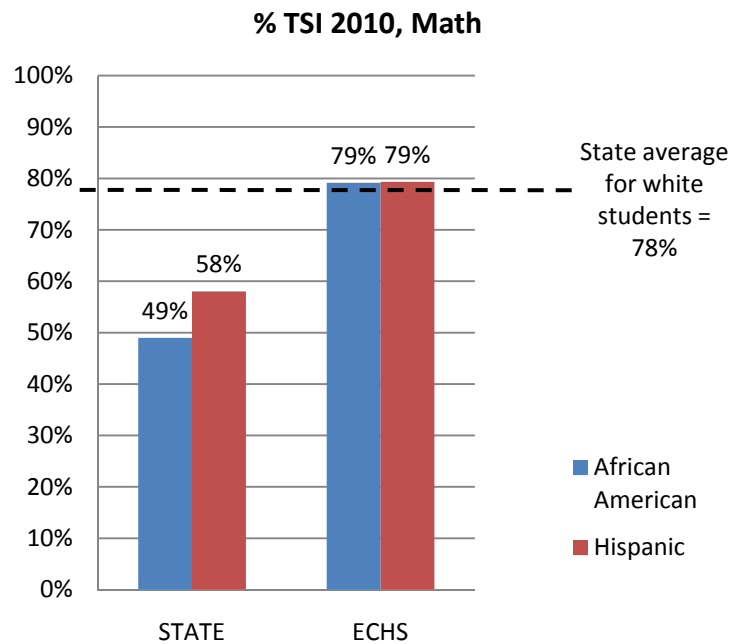
* Comparison group based on campuses matched by TEA.

Source: AEIS 2010. Measure based on grades 9 – 12 in 2008-09.

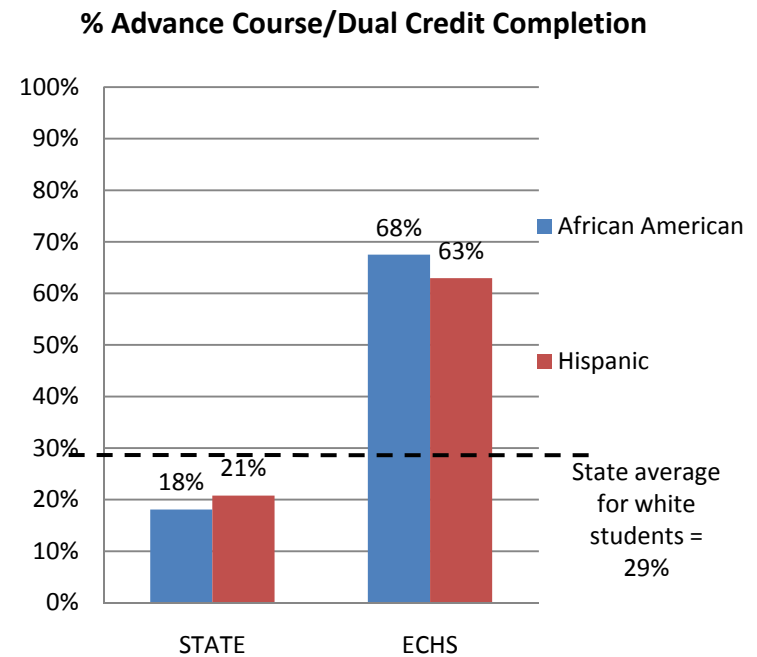
Notes: Weighted average based on student count. THSP portfolio does not include SWS or schools with less than two years of continuous ECCHS operation. N= 19 campuses.

ECHS programs narrow and close ethnic achievement gaps based on key indicators of college readiness

Non-white ECHS students have demonstrated the ability to close the gap...



...and outperform



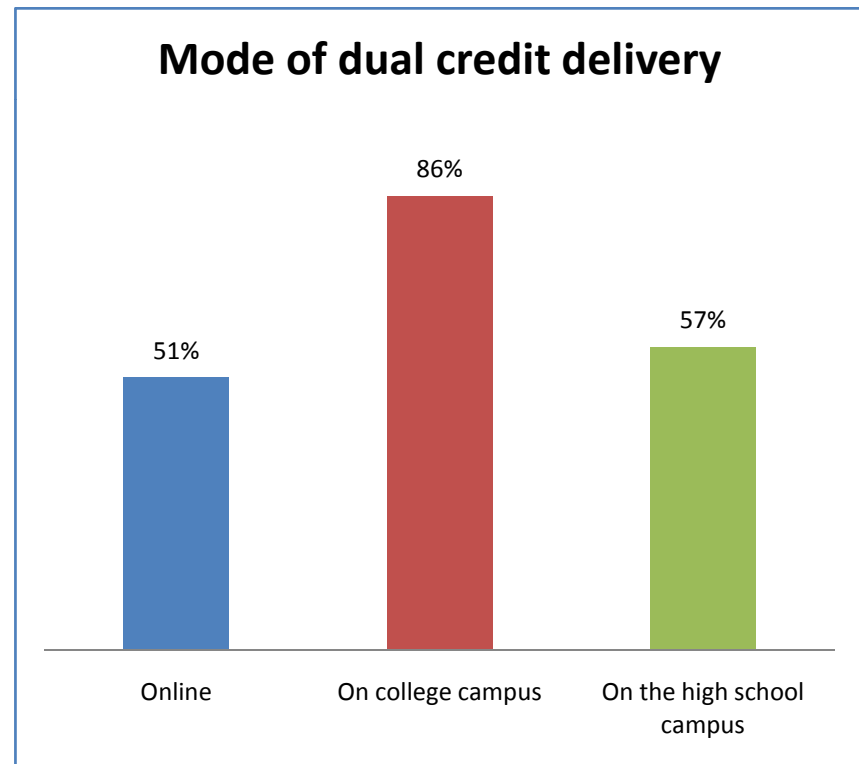

Source: AEIS 2010.

Notes: Weighted average based on student count. THSP portfolio does not include SWS or schools with less than two years of continuous ECCHS operation. TSI performance based on 11th grade exit-level TAKS. % Complete is defined as the number of 9-12th grade students who completed at least 1 advanced course in 2008-09.

ECCHS dual credit offerings by subject & delivery



- ECCHS offer dual credit across all core subjects
- 86% of ECCHS offer dual credit courses on the college campus

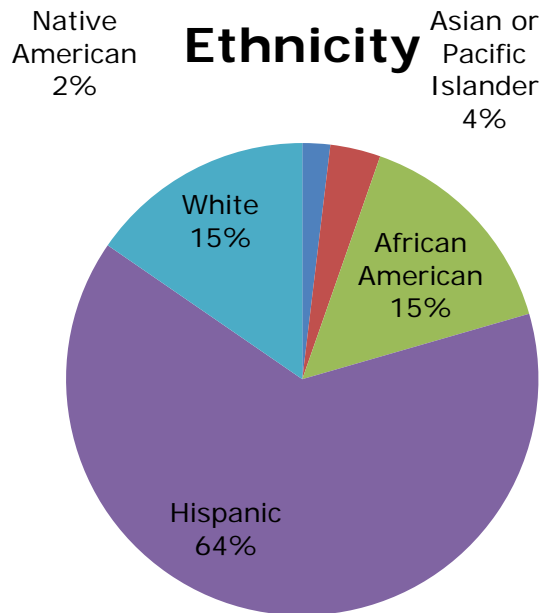


Notes: Self-reported data, May 2011. 35 out of 49 campuses reporting. Response rate = 71%.

ECHS Class of 2011: ~1,000 graduates across 22 campuses*



Other Key Statistics



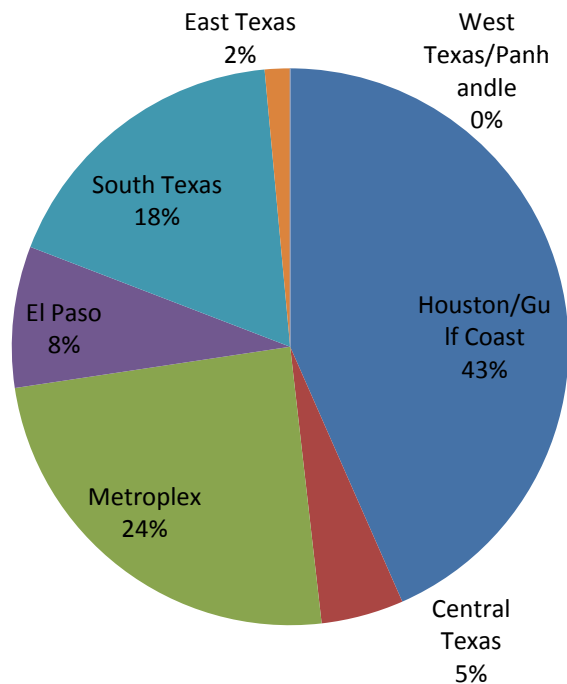
- **Demographics**
 - 61% Economically disadvantaged
 - 57% First generation
- **Academic Success**
 - Average number cumulative college credits = 52
 - 45% of high school graduates also awarded an Associates degree
- **Financial Awards**
 - 51% received scholarships
 - Total value of scholarships >\$13 million
- **Post-secondary Plans**
 - 28% accepted at 2 yr IHE
 - 68% accepted at 4 yr IHE
 - 2% entered the military

Notes: Self-reported data, May 2011. 35 out of 49 campuses reporting. Response rate = 71%. 22 campuses reported graduating seniors.

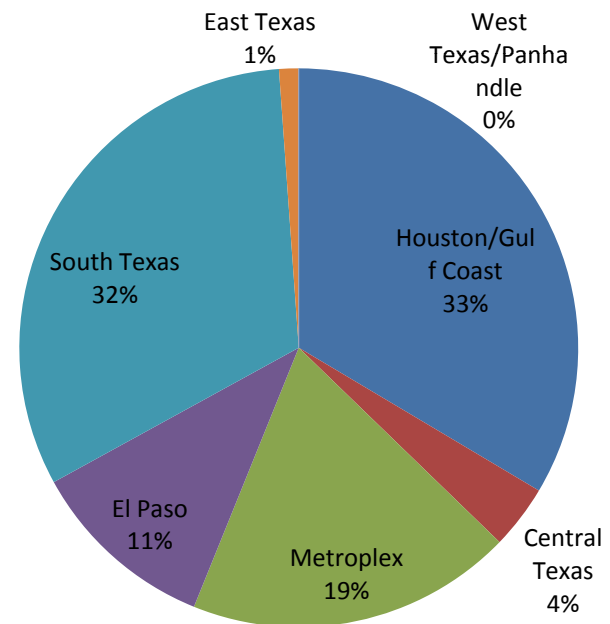
ECHS Class of 2011 by Region



~1,000 graduates based on self reported data



~1,300 graduates projected



Notes: Self-reported data, May 2011. 35 out of 49 campuses reporting. Response rate = 71%. The estimated % of graduates is under-reported for each region. A disproportionately large number of campuses from the South Texas region (N=8) did not report. Projected is estimated for the campuses that did not respond in each region.



ECHS locations by region and school district

Central Texas

- * Legacy Early College High School Taylor ISD/Hutto ISD
- * Alamo Colleges - Memorial Early College High School Comal ISD
- * Travis ECHS San Antonio ISD
- * Paul and Jane Meyer ECHS/T-STEM/Quinn Public Middle School Rapoport Academy Public School
- Judson Early College Academy Judson ISD

East Texas

- * Woden High School Woden ISD
- * Panola Early College High School Panola Charter School
- * Texas Early College High School Panola Charter School
- * PARAMUS Early College High School Pineywoods Community Academy
- * Pinnacle Early College High School Athens ISD
- Summit ECHS

El Paso

- * Cotton Valley Early College High School Fabens ISD
- * Valle Verde Early College High School Ysleta ISD
- * El Paso Transmountain T-STEM/ECHS El Paso ISD
- Northwest Early College High School Canutillo ISD
- Mission Early College High School Socorro ISD

Houston/Gulf Coast

- * Quest Early College High School Humble ISD
- * Splendora Early College High School Splendora ISD
- * Bryan Collegiate High School Bryan ISD
- * Alief Early College High School Alief ISD
- * North Houston Early College High School Houston ISD
- * Victory Early College High School Aldine ISD
- * Houston Academy for International Studies Houston ISD
- * Challenge Early College High School Houston ISD
- * Clear Horizons Early College High School Clear Creek ISD
- * East Early College High School Houston ISD
- * Galveston Early College High School Galveston ISD
- Impact Early College High School Goose Creek ISD

Metroplex

- * Marine Creek Collegiate High School Lake Worth ISD
- * Middle College High School Dallas ISD
- * Kathlyn Gilliam Collegiate Academy Dallas ISD
- * ECHS at Brookhaven College Carrollton-Farmers Branch ISD
- * Trinidad "Trini" Garza ECHS at Mountain View College Dallas ISD
- * Waxahachie Global High Waxahachie ISD
- Cedar Hill Collegiate High School Cedar Hill ISD

South Texas

- * Mercedes Early College Academy Mercedes ISD
- * Laredo Early College High School at Texas A&M International University Laredo ISD
- * Achieve Early College High School McAllen ISD
- * Collegiate High School Corpus Christi ISD
- Brownsville Early College High School Brownsville ISD
- Harlingen Early College High School Harlingen CISD
- Hidalgo Early College High School Hidalgo ISD
- Progreso Early College High School Progreso ISD
- PSJA North Early College High School PSJA ISD
- PSJA T-STEM Early College High School PSJA ISD
- Valley View T-STEM Early College High School Valley View ISD
- Univeristy Preparatory Flour Bluff ISD

West Texas/Panhandle

- * Roscoe Collegiate High School Roscoe ISD
- * Early College High School at Midland College Midland ISD

* Campus responded to spring survey 2011

The Pipeline: ECHS Class of 2012-2014 by Region, Projected

- 2/3 of projected ECHS graduates are from ***South Texas & Houston/Gulf Coast***

	<u>Class of 2012</u>		<u>Class of 2013</u>		<u>Class of 2014</u>	
	#	%	#	%	#	%
Houston/Gulf Coast	609	27%	855	29%	1,110	29%
Central Texas	144	6%	235	8%	365	9%
Metroplex	380	17%	431	14%	548	14%
El Paso	327	15%	335	11%	451	12%
→ South Texas	743	33%	921	31%	1,078	28%
East Texas	47	2%	102	3%	189	5%
West Texas/Panhandle	-	0%	100	3%	103	3%
TOTAL	2,251	100%	2,979	100%	3,843	100%

Notes: Based on self-reported data, May 2011. Projections estimate the number of graduate in each region for all campuses, not just data reported.



Where did the Class of 2010 enroll in college?

Houston/Gulf Coast Region (2 ECHS with 158 grads)

- 71% enrolled in Texas IHE
- 56% enrolled in 4 year
- 15% enrolled in 2 year
- Top destinations
 - UNIVERSITY OF HOUSTON
 - HOUSTON COMMUNITY COLLEGE
 - U. OF HOUSTON-DOWNTOWN



Where did the Class of 2010 enroll in college?

South Texas (3 ECHS with 350 grads)

- 68% enrolled in Texas IHE
- 54% enrolled in 4 year
- 14% enrolled in 2 year
- Top destinations
 - TEXAS A&M UNIV-CORPUS CHRISTI
 - TEXAS A&M UNIV-KINGSVILLE
 - DEL MAR COLLEGE
 - U. OF TEXAS-PAN AMERICAN
 - SOUTH TEXAS COLLEGE
 - TEXAS A&M INTERNATIONAL UNIV

Notes: Based on THECB report on High School to College. Spring graduate who enroll the fall following graduation in a Texas IHE. Collegiate HS/Corpus Christi ISD, Hidalgo ECHS/Hidalgo ISD, Early College High School/Laredo ISD.



Where did the Class of 2010 enroll in college?

El Paso (1 ECHS with 114)

- 84% enrolled in Texas IHE
- 81% enrolled in 4 yr
- 4% enrolled in 2 yr
- Top destination
 - U. OF TEXAS AT EL PASO



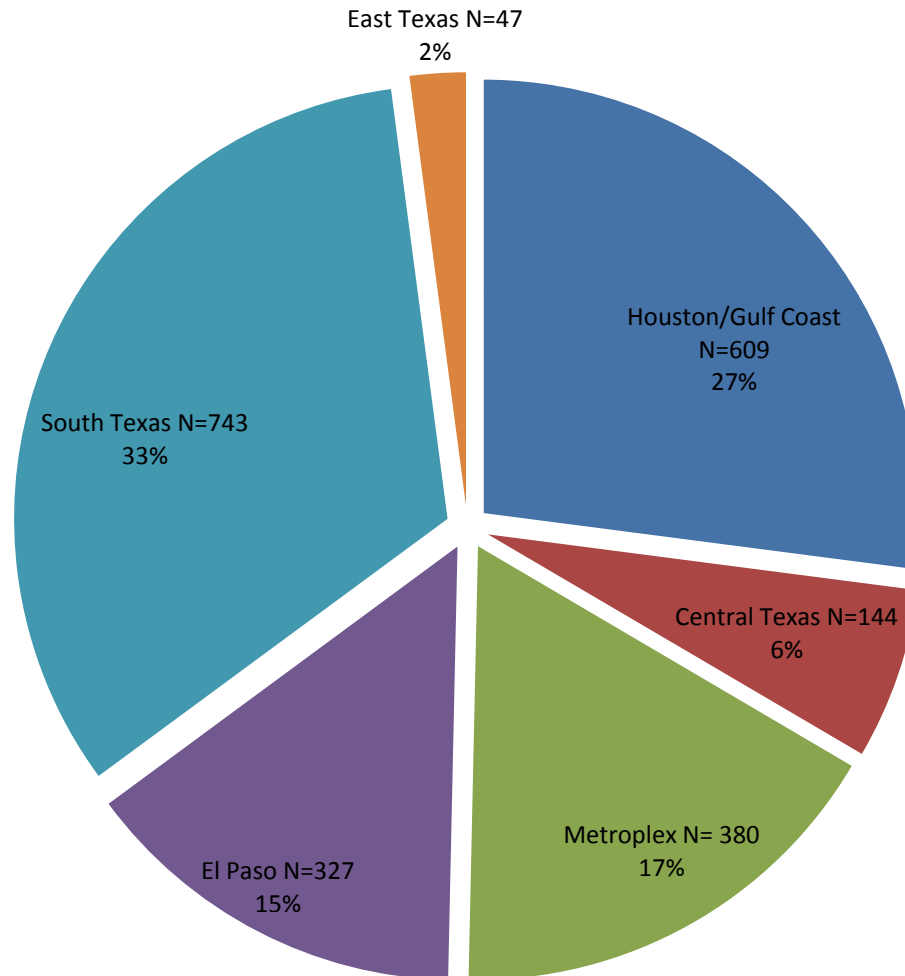
Where did the Class of 2010 enroll in college?

Metroplex (2 ECHS with 123 grads)

- 67% enrolled in Texas IHE
- 32% enrolled in 4 yr
- 35% enrolled in 2 yr
- Top destinations
 - DCCCD BROOKHAVEN COLLEGE
 - U. OF TEXAS AT ARLINGTON
 - DCCCD MOUNTAIN VIEW COLLEGE
 - UNIV. OF NORTH TEXAS AT DALLAS
 - UNIVERSITY OF NORTH TEXAS

Notes: Based on THECB report on High School to College. Spring graduates who enroll the fall following graduation in a Texas IHE. Early College HS/Dallas ISD, Brookhaven ECHS/Carrollton-FB ISD.

Class of 2012: Projected Graduates by Region





For More Information

Alma Garcia

Early College High School

Program Officer

agarcia@cftexas.org

Texas High School Project

Communities Foundation of Texas

www.thsp.org

(214) 750-4222